

ETERNAL PRIDE Series

MBB P-Type PERC Half-cut
Monofacial PV Modules

ASM-M12-132-AAA (AAA=630-650) | 132 Cells | 630-650 Wp

Highlights



MBB cell technology with 12 BB, Smart Soldering



Excellent low light performance



Least Degradation for LID & LeTID with Ga Doped wafer technology

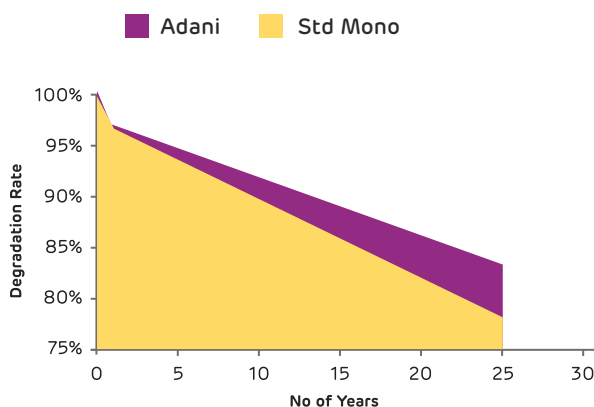


Excellent anti-micro cracking performance with more balanced interior stress: grid pattern current path, lower cost



Excellent PID Resistance

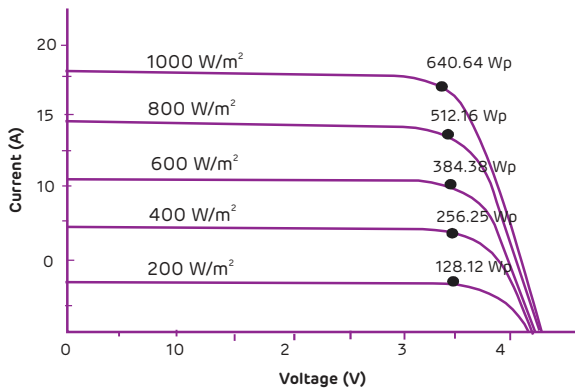
Power Warranty



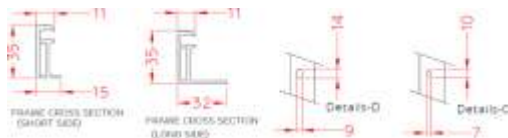
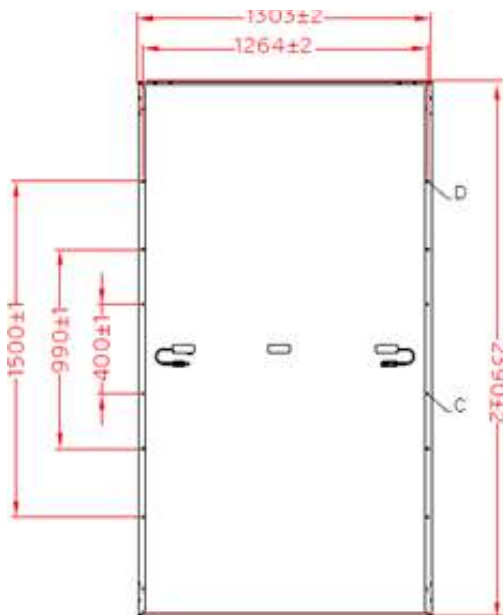
Technical Data

Multi irradiance curve for
ASB-M12-132-AAA

Cell temp: 25°C



Dimensions in mm



Warranty and certifications

Product warranty**

12 years of product warranty

Performance guarantee**

Power degradation <2.0 % in first year
<0.55 % / year in 2-30 years

Approvals and certificates* : IEC 61215 Ed2, IEC 61730, IEC 61701, UL 1703, MCS, JET, CEC, CEC-Aus, IEC 62716, IEC 62782, IEC 60068-2-68, IEC 61853, BIS

*All certifications are under process



Electrical data – All data measured to STC*

Electrical Specification	Only front (STC)				
Peak power, (0 ~+ 4.99 Wp)					
Pmax(Wp)	630	635	640	645	650
Maximum voltage, Vmpp (V)	36.66	36.82	37.01	37.15	37.32
Maximum current, Impp (A)	17.19	17.25	17.31	17.37	17.44
Open circuit voltage, Voc (V)	42.87	43.08	43.28	43.47	43.66
Short circuit current, Isc (A)	18.57	18.63	18.69	18.75	18.85
Module efficiency (%)	20.23	20.39	20.55	20.71	20.87

*STC: Irradiance 1000 W/m², cell temperature 25°C, air mass AM1.5 according to EN 60904-3. Average efficiency reduction of 4.5 % at 200 W/m² according to EN 60904-1. Except Pmp, all other parameters have a tolerance of +/-3 %, measurement uncertainty <3 %

Electrical Characteristics at NOCT

Electrical Specification	Pmax gain from rear side*				
Pmax(Wp)-NOCT	476.91	480.69	484.48	488.36	492.84
Maximum voltage, Vmpp (V)	34.31	34.46	34.63	34.66	34.83
Maximum current, Impp (A)	13.89	13.95	13.99	14.09	14.15
Open circuit voltage, Voc (V)	40.14	40.32	40.52	40.55	40.75
Short circuit current, Isc (A)	14.63	14.69	14.73	14.84	14.90

NOCT irradiance 800 W/m², ambient temperature 20°C, wind speed 1 m/sec

Temperature co-efficients (Tc) and permissible operating conditions

T _c of open circuit voltage (β)	-0.25 % /°C
T _c of short circuit current (α)	0.041 % /°C
T _c of power (γ)	-0.34 % /°C
Maximum system voltage	1500 V (IEC & UL)
NOCT	44°C ± 2°C
Temperature range	-40°C to + 85°C

Mechanical data

Length	2390 mm
Width	1303 mm
Height	35 mm
Weight	33.6 kg
Junction box	IP68; Junction box, MC4 compatible
Cable and connectors	300 mm length cable, MC4 & Amphenol compatible connectors
Application class	Class A (Safety class II)
Superstrate	High transmittance ARC glass (3.2mm)
Cells	132 half-cut mono-crystalline P-type PERC monofacial solar cells; MBB bus bars
Encapsulation	High volume resistivity and low MVTR
Substrate	White Backsheet
Frame	Anodized Frame
Mechanical load test as per IEC & UL	5400 Pa-front; 2400 Pa-back*
Maximum series fuse rating	30 A

Packaging Configuration

Container	40'HC
Pieces / Container	558

**Disclaimer : Pieces/Container will change subject to Packing design Modification.

Note:

- The specifications included in this datasheet are subject to change without notice.
- The electrical data given here is for reference purpose only.
- Please confirm your exact requirements with the sales representative while placing your order.

** Warranty:

Please read Adani solar warranty documents thoroughly.

*Caution:

Please read safety and installation instructions before using the product.

Authorized distributor: Loop Solar